




PP Interlocking Tiles



Focus on quality happy and healthy sport

020 3622 1234


www.evo.com



Outdoor PP Interlocking


FO-01

- * Size: 30.48cm*30.48cm*1.58cm
- * Weight: 320g
- * Raw Material: High-strength polypropylene copolymer
- * Surface: Hexagon/Honeycomb
- * Fire Rating: UL 94HB/UL 94 V-2
- * Warranty: 5 Years




FO-02

- * Size: 25cm*25cm*1.27cm
- * Weight: 250g
- * Raw Material: High-strength polypropylene copolymer
- * Surface: Triangle
- * Fire Rating: UL 94HB/UL 94 V-2
- * Warranty: 3 Years




FO-03

- * Size: 25cm*25cm*1.6cm
- * Weight: 400g
- * Raw Material: TPV
- * Surface: Hexagon
- * Warranty: 5 Years



FO-04

- * Size: 30.5cm*30.5cm*1.42cm
- * Weight: 330g
- * Raw Material: High-strength polypropylene copolymer
- * Surface: Thickened "米"-shaped structure
- * Fire Rating: UL 94HB/UL 94 V-2
- * Warranty: 5 Years




Application

Sport, public, home, kindergarten, events, etc.

Outdoor PP Interlocking

FO-05




- * Size: 25cm*25cm*1.3cm
- * Weight: 160g
- * Raw Material: High-strength polypropylene copolymer
- * Surface: Snowflake
- * Fire Rating: UL 94HB/UL 94 V-2
- * Warranty: 3 Years

FO-06




- * Size: 30.5cm*30.5cm*1.5cm
- * Weight: 250g
- * Raw Material: High-strength polypropylene copolymer
- * Surface: Double diamond
- * Fire Rating: UL 94HB/UL 94 V-2
- * Warranty: 3 Years

FO-07



- * Size: 34cm*34cm*1.7cm
- * Weight: 380g
- * Raw Material: High-strength polypropylene copolymer
- * Surface: Snowflake with groove
- * Fire Rating: UL 94HB/UL 94 V-2
- * Warranty: 3 Years

PVC Pool Mat



- * Size: 25cm*25cm*0.75cm
- * Weight: 195g
- * Raw Material: High-impact polypropylene copolymer suspended modules
- * Surface: Oval slice
- * Fire Rating: UL 94HB/UL 94 V-2
- * Warranty: 3 Years

Application

Sport, public, home, kindergarten, events, etc.


Indoor PP Interlocking

FI-01



- * Size: 30.48cm*30.48cm*1.58cm
- * Weight: 480g
- * Raw Material: High-strength polypropylene copolymer
- * Surface: Solid surface with positive triangle
- * Fire Rating: UL 94HB/UL 94 V-2
- * Warranty: 5 Years

FI-02




- * Size: 25cm*25cm*1.27cm
- * Weight: 250g
- * Raw Material: High-strength polypropylene copolymer
- * Surface: Solid surface with network triangle
- * Fire Rating: UL 94HB/UL 94 V-2
- * Warranty: 3 Years

FI-03



- * Size: 30.48cm*30.48cm*1.27cm
- * Weight: 380g
- * Raw Material: High-strength polypropylene copolymer
- * Surface: Solid surface with network triangle
- * Fire Rating: UL 94HB/UL 94 V-2
- * Warranty: 3 Years

Wooden grain series



- * Size: 30.48cm*30.48cm*1.27cm
- * Weight: 380g
- * Raw Material: High-strength polypropylene copolymer
- * Surface: Solid surface with wooden grain
- * Fire Rating: UL 94HB/UL 94 V-2
- * Warranty: 5 Years

Application

Sport, public, home, kindergarten, events, etc.

Installation step



1. Take the cartons into the court and put them on well-proportioned places.



2. Take the pre-locked tiles out and spread them.



3. Draw the lines.



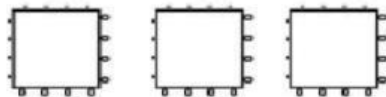
4. Work finished lines.

General Installation Guide for all Sport Court Floor Tiles

GENERAL INFORMATION

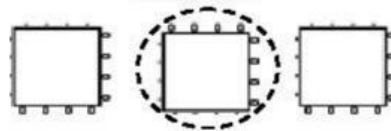
All tiles in any given installation should ALWAYS HAVE THE FEMALE LOOPS GOING IN THE SAME DIRECTION. (See diagrams below).

Diagram #1



RIGHT

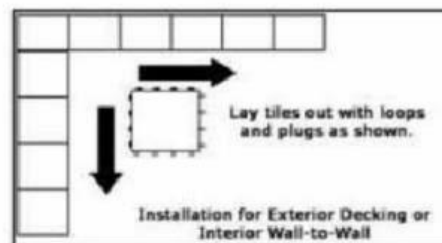
Diagram #2




WRONG

ASSEMBLY


Always start installation in one corner and point female loops in both the directions that additional tiles are to be added.



NOTE: When laying tiles, always install the MALE PLUG on top of the FEMALE LOOP. If you attempt to install the tiles by sliding the loop UNDER the plug it will be very time consuming.



PP Interlocking Projects



Anti-slip
Fire prevention
Effective in all weather
Environment-friendly

